



## AUDITORS REPORT

**To the members of Bunts's Sangha, Mumbai**

### Report on the Financial Statements

1. We have audited the accompanying financial statements of Bunts' Sangha, Mumbai, which comprises the Balance Sheet as at 31<sup>st</sup> March 2019, the Income and Expenditure Account for the year then ended, and Notes to the accounts which includes a summary of significant accounting policies and other explanatory information.

### Management's Responsibility for the Financial Statements

2. The Sangha's Management is responsible for the preparation of these financial statements that give a true and fair view of the financial position, of the assets and liabilities of the Sangha, in accordance with the accounting principles generally accepted in India. This responsibility includes the design, implementation and maintenance of internal control relevant to the preparation and presentation of the financial statements that give a true and fair view and are free from material misstatement, whether due to fraud or error.

### Auditor's Responsibility

3. Our responsibility is to express an opinion on these financial statements based on our audit. We conducted our audit in accordance with the Standards on Auditing issued by the Institute of Chartered Accountants of India. Those Standards require that we comply with ethical requirements and plan and perform the audit to obtain reasonable assurance about whether the financial statements are free from material misstatement.
4. An audit involves performing procedures to obtain audit evidence about the amounts and disclosures in the financial statements. The procedures selected depend on the auditor's judgement, including the assessment of the risks of material misstatement of the financial statements, whether due to fraud or error. In making those risk assessments; the auditor considers internal control relevant to the Sangha's preparation and fair presentation of the financial statements in order to design audit procedures that are appropriate in the circumstances, but not for the purpose of expressing an opinion on the effectiveness of the entity's internal control. An audit also includes evaluating the appropriateness of accounting policies used and the reasonableness of the accounting estimates made by the Management as well as evaluating the overall presentation of the financial statements.
5. We believe that the audit evidence we have obtained is sufficient and appropriate to provide a basis for our audit opinion.







**S. SADASHIV & CO.**  
**CHARTERED ACCOUNTANTS**

### **Opinion**

6. In our opinion and to the best of our information and according to the explanations given to us, the financial statements read together with the Notes and our report under sub section (2) of Section 33 and 34 and Rule 19 of the Bombay Public Trusts Act, 1950, give a true and fair view:
- I. In the case of the Balance Sheet, of the state of affairs of the Sangha as at 31<sup>st</sup> March 2019;
- II. In the case of the Income and Expenditure Account, of the **Surplus** for the year ended on that date;


### **INDEPENDENT AUDITOR'S REPORT**

7. We report that:
- a. We have obtained all the information and explanations which to the best of our knowledge and belief were necessary for the purpose of our audit;
- b. In our opinion proper books of account as required by law have been kept by the Sangha in so far as it appears from our examination of those books;
- c. The Balance Sheet, the Income and Expenditure Account dealt with by this report are in agreement with the books of accounts;
- d. In our opinion, the Balance Sheet, the Income and Expenditure Account comply with the Accounting Policies applicable herewith.

**Place : Mumbai**  
**Date : 19.07.2019**



**For S Sadashiv & Co.**  
**Chartered Accountants**  
**( FRN. No 108951W )**


  
**CA Sadashiv S Shetty**  
**Partner**  
**Membership No. 012165**


**BUNTS SANGHA MUMBAI**  
**BALANCE SHEET AS AT 31<sup>st</sup> MARCH 2019**


SOURCES OF FUNDS		Schedule	Current Year 2018-19	Previous Year 2017-18
<b>I. FUNDS</b>			<b>Rupees</b>	<b>Rupees</b>
Trust Fund	1		14,685,934	12,865,576
General Fund	2		800,072,058	689,873,938
Earmarked Funds	3		479,656,151	472,981,506
<b>LOANS/ BORROWINGS</b>	4			
Secured			-	329,776
Security Deposits			139,632,206	128,094,019
<b>CURRENT LIABILITIES &amp; PROVISIONS</b>	5		129,282,486	93,430,039
<b>TOTAL</b>			<b>1,563,328,835</b>	<b>1,397,574,854</b>
<b>II APPLICATION OF FUNDS</b>				
<b>FIXED ASSETS</b>	6			
<b>A)Immovable Assets</b>				
i) Land			28,078,594	28,078,594
ii) Building				
Gross Block			753,979,828	741,179,155
Less : Depreciation			(298,137,165)	(259,152,082)
Net Block			455,842,663	482,027,073
<b>B) Movable Assets</b>				
Gross Block			546,583,378	350,759,136
Less : Depreciation			(191,422,799)	(146,049,956)
Net Block			355,160,579	204,709,180
<b>INVESTMENTS</b>				
Long Term	7		640,533,303	607,518,636
<b>CURRENT ASSETS</b>	8		59,373,852	57,274,760
<b>LOANS, ADVANCES &amp; DEPOSITS</b>	9		24,339,844	17,966,611
<b>TOTAL</b>			<b>1,563,328,835</b>	<b>1,397,574,854</b>


Notes forming part of accounts  
Schedules referred to above form an integral part of this Balance sheet  
and figures are regrouped where ever necessary  
As per our report of even date

For and on behalf of Bunts Sangha Mumbai

  
Padmanabha S Payyade  
President


  
Chandrahas K Shetty  
Vice President

  
CA Sanjeeva Shetty  
Hon. Gen. Secretary

  
Praveen Bhoja Shetty  
Hon. Treasurer

For S.Sadashiv & Co.  
Chartered Accountants

FR.No :- 108951/19

  
Sadashiv S Shetty  
Partner

Membership No. 012165



Place: Mumbai  
Date : 19.07.2019





**BUNTS SANGHA MUMBAI**  
**INCOME AND EXPENDITURE ACCOUNT FOR THE YEAR ENDED 31<sup>st</sup> MARCH 2019**


	Schedule	Current Year 2018-19 Rupees	Previous Year 2017-18 Rupees
<b>I INCOME</b>			
(a) Academic Receipts	10	537,845,800	509,595,616
(b) Donations	11	8,603,501	2,227,500
(c) Income from Investments	12	46,332,962	43,955,633
(d) Income from Property	13	21,697,542	18,707,805
(e) Other Income	14	13,073,163	12,008,406
(f) Transfer from Earmarked Funds		-	321,000
<b>Total Revenue</b>		<b>627,552,968</b>	<b>586,815,960</b>
<b>II EXPENDITURE</b>			
(a) Expenses on Property	15	16,880,927	17,487,346
(b) Administrative Expenses	16	6,349,212	7,737,378
(c) Finance Cost	17	58,026	60,998
(d) Auditors' Remuneration		125,000	100,000
(e) Depreciation	6	84,357,926	65,692,885
(f) Academic Expenses	18	385,931,495	348,486,349
(g) Medical Aid	19	2,001,637	1,890,000
(h) Social Welfare Expenses	20	19,441,958	19,230,224
(i) Transfer to Earmarked Funds		2,208,668	-
<b>Total Expenditure</b>		<b>517,354,849</b>	<b>460,685,179</b>
<b>Transfer To General Fund (A-B)</b>		<b>110,198,120</b>	<b>126,130,781</b>


Notes forming part of accounts  
Schedules referred to above form an integral part of Income and Expenditure Account  
and figures are regrouped where ever necessary  
As per our report of even date

For and on behalf of Bunts Sangha Mumbai


  
**Padmanabha S Payyade**  
President

  
**Chandrahas K Shetty**  
Vice President

  
**CA Sanjeeva Shetty**  
Hon. Gen. Secretary

  
**Praveen Bhoja Shetty**  
Hon. Treasurer

For S.Sadashiv & Co.  
Chartered Accountants  
FR.No :- 108951W

  
**Sadashiv S Shetty**  
Partner

Membership No. 012165

Place: Mumbai  
Date : 19.07.2019



**SCHEDULES FORMING PART OF BALANCE SHEET & INCOME & EXPENDITURE  
AS AT 31st MARCH 2019**

	As at 31st March 2019 Rupees	As at 31st March 2018 Rupees
<b>1 <u>SCHEDULE-1 TRUST FUND</u></b>		
Balance as at the beginning of the year	12,865,576	12,093,650
Add : Contributions to Life Membership	1,585,863	742,260
Add : Contributions to Patron Membership	234,495	29,666
<b>Total</b>	<b>14,685,934</b>	<b>12,865,576</b>

**2 SCHEDULE-2 GENERAL FUND**

**Income & Expenditure**

Balance as at the beginning of the year	689,873,938	563,743,157
Add : Surplus for the year	110,198,120	126,130,781
<b>Total</b>	<b>800,072,058</b>	<b>689,873,938</b>

**3 SCHEDULE 3 - EARMARKED FUNDS**

Buntara Bhavan Building Fund	30,217,786	30,217,786
Mahila Vibhag Building Fund	22,577,488	21,467,488
Gyanmandir Building Fund	8,498,877	8,498,877
Powai Education Building Fund	56,274,722	56,274,722
Social Welfare Building Fund	100,304,123	100,304,123
Higher Education Building Fund	224,882,592	224,882,592
Powai Education Development Fund	4,019,000	4,019,000
Higher Education Development Fund	6,283,060	4,509,560
Buntaravani Life Membership Fund	1,285,922	1,158,331
Buntaravani Patron Membership Fund	210,686	208,991
Professional and Higher Education Scholarship Fund	13,511,479	12,773,717
Sports Fund	2,212,342	107,352
Marriage Aid Fund	2,196,225	2,196,225
Medical Aid Fund	1,653,891	1,653,891
Dr.Sanjeev Shetty Memorial Fund	1,650,000	1,582,717
K R Acharya Educational Fund	755,625	734,125
Care to Share Fund	859,384	540,095
Mahila Vibhag Child Education	907,000	707,000
Ambulance Fund	278,093	278,093
Dispensary Fund	263,650	255,950
Mahila Vibhag Old Age Home Fund	200,000	-
One India One People Foundation	100,000	100,000
Shankar A Shetty Memorial Engg.Scholarship Fund	113,207	112,616
Mahila Vibhag Emergency fund	130,000	130,000
Mahabal Shetty Memorial Scholarship Fund for Higher Educ	102,744	100,000
Specific Fund - Others	168,255	168,255
<b>Total</b>	<b>479,656,151</b>	<b>472,981,506</b>

**4 SCHEDULE 4 -LOANS/ BORROWINGS**

**I) SECURED LOANS**

Matrubhumi Co-op Credit Society	0	329,776
<b>Total</b>	<b>0</b>	<b>329,776</b>





## **II) SECURITY DEPOSITS**

Deposit from Caterers & Decorators	25,500,000	25,500,000
<b><u>Rent Deposit from Matrubhumi Co-op Credit Society</u></b>		
a) For Social Welfare Annex Building	5,000,000	5,000,000
b) For Premises at Kalyan	1,500,000	1,500,000
Rent Deposit from Cosmos Bank	200,000	200,000
Rent Deposit from Vijaya Bank	120,750	120,750
Student Deposits	78,958,672	66,513,872
Caution Money from Students	19,904,802	20,362,450
Bus Deposit	200,000	200,000
Uniform Deposit	300,000	300,000
Laboratory Deposit	5,127,747	5,515,037
Library Deposit	2,820,235	2,881,910
<b>Total</b>	<b>139,632,206</b>	<b>128,094,019</b>

## **5 SCHEDULE 5- CURRENT LIABILITIES & PROVISIONS**

Advance Fees Received	81,566,884	59,953,178
Advance Hall Charges	3,197,500	3,853,300
Advance Hall Deposit & Hostel Deposit	515,000	630,000
Advance Buntaravani Advterisement Collection	177,491	229,328
Advance Hostel & Other Rent	82,667	137,534
Auditor Remuneration Payable	112,500	108,000
Duties & Taxes	1,512,817	746,404
Hostel Deposit	280,000	230,000
Provisions for Expenses	10,326,381	6,778,296
Retention Money	10,376,950	4,804,208
Sundry Creditors for Capital goods	8,205,103	4,900,017
Sundry Creditors for Others	12,929,193	11,059,774
<b>Total</b>	<b>129,282,486</b>	<b>93,430,039</b>

## **7 SCHEDULE 7 - INVESTMENTS INVESTMENTS AND DEPOSITS**

Fixed Deposits(Refer Annexure)	640,520,303	607,505,636
Other Investments	13,000	13,000
<b>Total</b>	<b>640,533,303</b>	<b>607,518,636</b>

## **8 SCHEDULE 8 -CURRENT ASSETS**

Advance to Employees	361,181	173,500
Fees Receivables	21,013,802	26,718,108
Prepaid Expenses	4,422,418	4,668,683
Other Receivables	1,987,917	1,299,329
Cash in Hand	-	-
<b><u>Bank Balance</u></b>		
Nationalised Bank	24,622,604	15,500,457
Schedule Co-Operative Bank	6,965,930	8,914,683
<b>Total</b>	<b>59,373,852</b>	<b>57,274,760</b>





**SCHEDULE 6 - FIXED ASSETS**

DESCRIPTION		GROSS BLOCK					DEPRECIATION			NETBLOCK		
		Balance as on 1.4.2018	Additions during the year	Deductions during the year	Total as on 31.3.2019	Rate of Depre	Accumulated Dep. Upto 31.3.2018	For the year	Deduction s during the year	Accumulated Dep. Upto 31.3.2019	Balance as on 31.3.2019	Balance as on 31.3.2018
	<b>IMMOVABLE ASSETS</b>											
I	<b>Land</b>											
a	Bunts Sangha	88,500	-	-	88,500		-	-	-	-	88,500	88,500
b	Mahila Vibhag	4,600,433	-	-	4,600,433		-	-	-	-	4,600,433	4,600,433
c	Powai Education Project	6,812,070	-	-	6,812,070		-	-	-	-	6,812,070	6,812,070
d	Higher Education Project	16,577,591	-	-	16,577,591		-	-	-	-	16,577,591	16,577,591
	<b>Total</b>	<b>28,078,594</b>	<b>-</b>	<b>-</b>	<b>28,078,594</b>		<b>-</b>	<b>-</b>	<b>-</b>	<b>-</b>	<b>28,078,594</b>	<b>28,078,594</b>
II	<b>Buildings - (#)</b>											
a	Bunts Sangha											
	Buntara Bhavan Building	19,953,000	-	-	19,953,000	10%	9,322,873	1,063,012	-	10,385,885	9,567,115	10,630,127
	Gyan Mandir	12,743,813	-	-	12,743,813	10%	6,315,364	642,845	-	6,958,209	5,785,604	6,428,449
	S. W. Building	83,893,988	-	-	83,893,988	10%	33,615,563	5,027,842	-	38,643,405	45,250,583	50,278,425
	Premises - Kalyan	5,933,833	-	-	5,933,833	10%	2,071,951	386,188	-	2,458,139	3,475,694	3,861,882
b	<b>Mahila Vibhag</b>	-			-							
	Hostel Building	11,697,178	-	-	11,697,178	10%	7,335,888	436,129	-	7,772,017	3,925,161	4,361,290
c	<b>Powai Education Project</b>	-			-							
	School & Junior College Bldg	231,043,997	-	-	231,043,997	10%	118,195,823	11,284,817	-	129,480,640	101,563,357	112,848,174
	Elevator - School	5,325,249	-	-	5,325,249	10%	2,634,646	269,060	-	2,903,706	2,421,543	2,690,603
d	<b>Higher Education Project</b>	-			-							
	College Building	173,434,975	209,953,795	-	383,388,770	10%	79,659,973	19,875,190	-	99,535,163	283,853,607	290,928,124
	Building under construction (WIP)	197,153,122	12,800,673	209,953,795	-		-	-	-	-	-	-
	<b>Total</b>	<b>741,179,155</b>	<b>222,754,468</b>	<b>209,953,795</b>	<b>753,979,828</b>		<b>259,152,082</b>	<b>38,985,083</b>	<b>-</b>	<b>298,137,165</b>	<b>455,842,663</b>	<b>482,027,073</b>
	<b>IMMOVABLE &amp; MOVABLE ASSETS</b>											
III a	<b>Bunts Sangha / Social Welfare</b>											
	Furniture & Fixtures	17,567,041	31,300	-	17,598,341	10%	8,179,231	941,272	-	9,120,503	8,477,838	9,387,810
	Library Books	41,740	-	-	41,740	40%	41,294	179	-	41,473	267	446
	Air Conditioner Plant	5,209,532	3,124,000	-	8,333,532	15%	3,423,983	502,132	-	3,926,115	4,407,417	1,785,549
	Air Conditioner	393,074	-	-	393,074	15%	104,443	43,295	-	147,738	245,336	288,631
	Pumpset	31,198	-	-	31,198	15%	27,448	563	-	28,011	3,187	3,750
	Generator	132,427	-	-	132,427	15%	130,334	314	-	130,648	1,779	2,093
	Septic / Water Tank	3,563,846	-	-	3,563,846	15%	2,488,146	161,355	-	2,649,501	914,345	1,075,700
	Ambulance	290,206	-	-	290,206	15%	264,855	3,803	-	268,658	21,548	25,351
	Computer & Software	758,960	17,051	-	776,011	40%	678,480	35,602	-	714,082	61,929	80,480



Television	165,490	-	-	165,490	15%	95,320	10,525	-	105,845	59,645	70,170
Camera	305,823	-	-	305,823	15%	118,632	28,079	-	146,711	159,112	187,191
Plant & Machinery(Lift)	5,162,805	-	-	5,162,805	15%	1,108,615	608,129	-	1,716,744	3,446,061	4,054,190
Canteen Kitchen Equipments	220,230	121,592	-	341,822	15%	109,534	25,724	-	135,258	206,564	110,695.89
Gyan Mandir - Assessorites	107	-	-	107	0%	-	-	-	-	107	107.00
Fixture - Ground	12,224,286	-	-	12,224,286	10%	4,272,050	795,224	-	5,067,274	7,157,012	7,952,236.07
Others	1,137,900	-	-	1,137,900	15%	577,560	84,051	-	661,611	476,289	560,340
<b>b Mahila Vibhag</b>											
Furniture & Fixtures	2,414,513	-	-	2,414,513	10%	1,548,897	86,562	-	1,635,459	779,054	865,616
Refrigerator	36,000	-	-	36,000	15%	19,713	2,443	-	22,156	13,844	16,287
Television	14,200	-	-	14,200	15%	7,159	1,056	-	8,215	5,985	7,041
Air Conditioner	50,269	-	-	50,269	15%	27,063	3,481	-	30,543	19,726	23,207
Computer & Software	15,000	-	-	15,000	40%	14,772	92	-	14,864	136	228
Fire Fighting Equipments	44,955	-	-	44,955	15%	21,874	3,462	-	25,336	19,619	23,081
Library Books	6,451	-	-	6,451	40%	5,977	190	-	6,167	284	474
Canteen Kitchen Equipments	17,400	-	-	17,400	15%	9,454	1,192	-	10,646	6,754	7,946
Others	8,000	-	-	8,000	15%	3,269	710	-	3,979	4,021	4,731
<b>c Powai/ Higher Education Project</b>											
Furniture & Fixtures	201,259,098	104,481,464	-	305,740,562	10%	58,073,883	20,262,797	-	78,339,680	227,400,882	143,185,215
Library Books	7,869,039	957,909	-	8,826,948	40%	6,919,486	662,301	-	7,581,787	1,245,161	949,553
Air Conditioner Plant	9,414,994	4,035,265	-	13,450,259	15%	591,258	48,433	-	639,691	12,810,568	8,823,736
Vehicles (PEC)	628,111	-	-	628,111	15%	456,957	25,673	-	482,630	145,481	171,154
Air Conditioner	11,954,262	23,126,005	-	35,080,267	15%	8,607,286	4,108,327	-	12,715,613	22,364,654	3,346,976
Laboratory Equipments	944,556	364,474	-	1,309,030	15%	469,934	113,881	-	583,815	725,215	474,622
Sport Goods	2,102,845	491,654	-	2,594,499	15%	876,395	226,467	-	1,102,862	1,491,637	1,226,450
Computer & Software	48,478,105	23,441,508	-	71,919,613	40%	40,058,543	12,079,694	-	52,138,237	19,781,376	8,419,562
Fire Fighting Equipments	1,552,575	10,432,621	-	11,985,196	15%	918,339	877,582	-	1,795,921	10,189,275	634,236
Audio Visual	2,211,945	1,946,694	-	4,158,639	15%	1,172,459	447,927	-	1,620,386	2,538,253	1,039,486
Projector	70,000	-	-	70,000	40%	68,239	264	-	68,503	1,497	1,761
Plant & Machinery	-	4,796,255	-	4,796,255	15%	-	359,719	-	359,719	4,436,536	-
Electrical & Fittings	-	11,901,569	-	11,901,569	15%	-	892,618	-	892,618	11,008,951	-
Elevator - HEC	-	5,160,800	-	5,160,800	10%	-	258,040	-	258,040	4,902,760	-
Others Office Equipments	14,462,153	1,394,081	-	15,856,234	15%	4,559,073	1,666,685	-	6,225,758	9,630,476	9,903,080
<b>Total</b>	<b>350,759,136</b>	<b>195,824,242</b>	<b>-</b>	<b>546,583,378</b>		<b>146,049,956</b>	<b>45,372,843</b>	<b>-</b>	<b>191,422,799</b>	<b>355,160,579</b>	<b>204,709,180</b>
<b>TOTAL (I+II+III)</b>	<b>1,120,016,885</b>	<b>418,578,710</b>	<b>209,953,795</b>	<b>1,328,641,800</b>		<b>405,202,038</b>	<b>84,357,926</b>	<b>-</b>	<b>489,559,964</b>	<b>839,081,836</b>	<b>714,814,847</b>





	As at 31st March 2019 Rupees	As at 31st March 2018 Rupees
<b>9 SCHEDULE 9-LOANS, ADVANCES &amp; DEPOSITS</b>		
Recoverable from Professional & Higher Edu.loan Scholarsh	11,653,412	7,869,020
Advance to Supplier	3,400,158	
<b><u>Deposits with Various Authorities</u></b>		
Security Deposit with BMC	497,686	497,686
Security Deposit with Electricity	1,897,851	1,602,281
Security Deposit with Mahanagar Gas	112,526	112,526
Deposit with Court	61,454	61,454
IOD with Muncipal Corporation	24,900	24,900
Telephone Deposit	22,834	22,834
Deposit With AICTE	1,200,000	1,200,000
Other Deposits	39,980	39,980
Deposit with KDMC	400,000	600,000
TDS Receivables	4,959,108	5,935,930
GST Input & GST TDS Receivable	69,935	
<b>Total</b>	<b>24,339,844</b>	<b>17,966,611</b>
<b>10 SCHEDULE 10-ACADEMIC RECEIPTS</b>		
Academic Receipts	537,845,800	509,167,045
Government Grants for Night School	-	428,571
<b>Total</b>	<b>537,845,800</b>	<b>509,595,616</b>
<b>11 SCHEDULE 11- GENERAL DONATIONS</b>		
General Donations	8,603,501	2,227,500
<b>Total</b>	<b>8,603,501</b>	<b>2,227,500</b>
<b>12 SCHEDULE 12- INCOME FROM INVESTMENTS</b>		
Interest on Term Deposits	46,332,962	43,955,633
<b>Total</b>	<b>46,332,962</b>	<b>43,955,633</b>
<b>13 SCHEDULE 13- INCOME FROM PROPERTY</b>		
Godown Rent	18,000	18,000
Hire charges of Auditorium	14,045,001	11,364,599
Rent Compensation from Caterers	3,780,000	3,600,000
Compensation for Utilities	3,854,541	3,725,206
<b>Total</b>	<b>21,697,542</b>	<b>18,707,805</b>
<b>14 SCHEDULE 14-OTHER INCOME</b>		
Royalty from caterers	5,334,259	3,677,145
Hostel Charges	3,453,225	3,026,175
Interest from Bank & Others	1,708,274	1,155,701
Dispensary Income	3,540	6,120
Others	2,573,865	4,143,265
<b>Total</b>	<b>13,073,163</b>	<b>12,008,406</b>
<b>15 SCHEDULE 15 - EXPENSES ON PROPERTY</b>		
Repairs & Maintenance	6,007,016	6,276,981
Property Tax	1,066,659	1,076,326
Electricity & Power	3,733,325	3,534,835
Insurance Charges	68,177	42,874
Salaries and Wages	5,560,031	6,053,184
Water Charges	445,719	503,146
<b>Total</b>	<b>16,880,927</b>	<b>17,487,346</b>





	As at 31st March 2019 Rupees	As at 31st March 2018 Rupees
<b>16 SCHEDULE 16-ADMINISTRATIVE AND GENERAL EXPENSES</b>		
Advertisement & Publicity	507,189	474,757
Security Charges	921,440	945,451
Printing & Stationery	421,619	173,889
Postage & Telegram	185,678	139,234
Buntaravani Exps.	1,196,903	1,222,520
Telephone Charges	82,505	119,020
Professional Fees & Consultancy Charges	1,145,809	1,518,552
Travelling & Conveyance Expenses	31,323	38,227
AGM Expense	669,335	1,500,701
Other Expenses	1,187,411	1,605,027
<b>Total</b>	<b>6,349,212</b>	<b>7,737,378</b>
<b>17 SCHEDULE 17-FINANCE COSTS</b>		
Bank Charges	58,026	60,998
<b>Total</b>	<b>58,026</b>	<b>60,998</b>
<b>18 SCHEDULE 18- ACADEMIC EXPENSES</b>		
Education Expenses	21,320,190	23,133,655
N.A.A.C Expenses	106,460	-
Sports Coaching Charges	4,010,272	2,807,445
Dance and Drama Coaches	1,323,784	1,258,226
Counselling Charges	3,368,353	2,998,837
Sports Day Expense	1,317,439	1,292,258
Other Academic Expenses	16,466,690	9,312,493
Students Welfare Expense	6,700,191	8,401,022
Examination	6,311,825	7,574,350
Advertisement & Publicity	3,876,871	2,158,242
Bank Charges & Interest	83,320	167,654
Building Repair Expenses	8,958,634	8,525,365
Contribution to Gratuity Fund	8,742,564	7,004,074
Contribution to Provident Fund	9,351,352	10,369,365
Electricity & Power	19,289,597	13,564,308
House-Keeping Charges	14,295,928	10,874,789
Insurance Charges	1,101,281	341,819
Payments to Visiting Faculty	5,040,035	4,911,726
Postage & Telegram	262,477	274,872
Printing & Stationery	5,910,238	6,027,928
Professional Fees & Consultancy Charges	1,875,604	3,087,686
Rent, Rates & Taxes (Including Property	1,696,778	2,942,780
Salaries and Wages	211,958,606	192,088,552
Scholarship and Fees Concessions	18,780,423	15,627,065
Security Charges	7,975,561	6,754,927
Staff Welfare Expenses	2,316,513	3,020,130
Telephone Charges	1,958,371	1,865,985
Travelling & Conveyance Expenses	957,013	1,676,054
Water Charges	575,124	424,741
<b>Total</b>	<b>385,931,495</b>	<b>348,486,349</b>
<b>19 SCHEDULE 19- MEDICAL AID</b>		
Medical Aid	2,001,637	1,890,000
	<b>2,001,637</b>	<b>1,890,000</b>
<b>20 SCHEDULE 20- SOCIAL WELFARE EXPENSES</b>		
Freeship / Educational Aid Expenses	13,325,050	14,848,288
Special Able / Widow Pension	4,778,396	424,700
Marriage Aid	260,000	365,000
Other Social Welfare Expenses	1,078,512	3,592,236
	<b>19,441,958</b>	<b>19,230,224</b>

